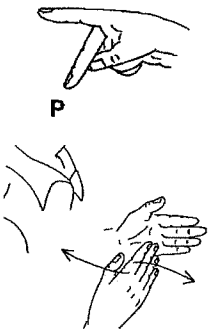
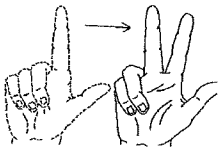
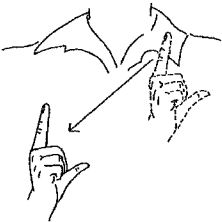
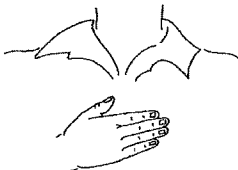
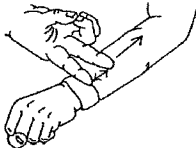
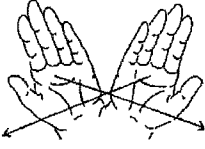


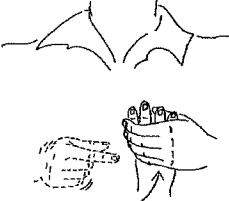
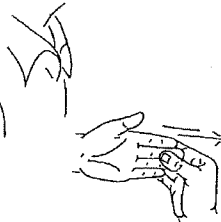
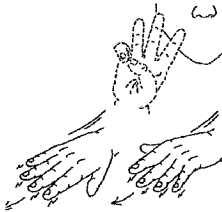
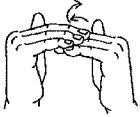
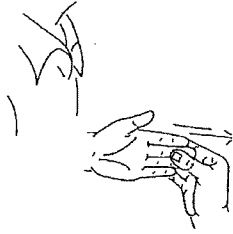




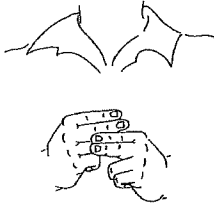

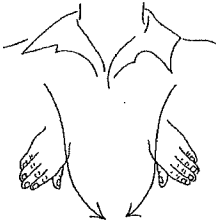

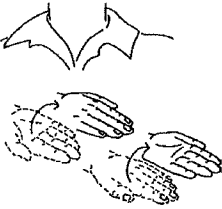


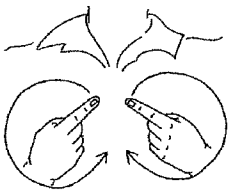

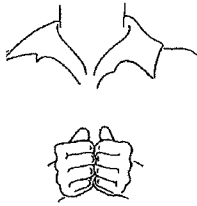
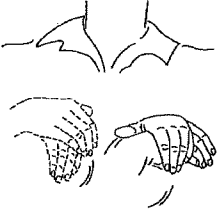
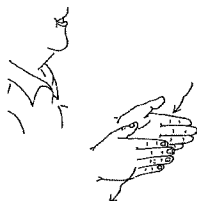
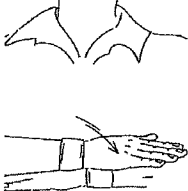
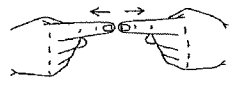

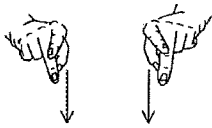

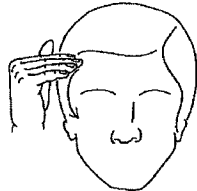


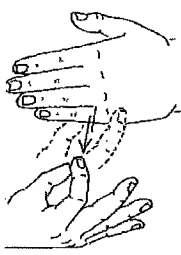
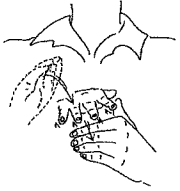
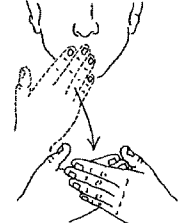
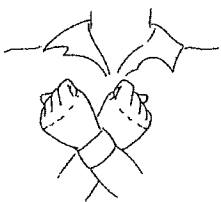
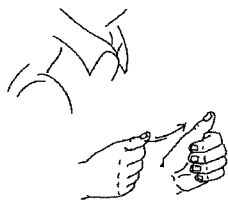

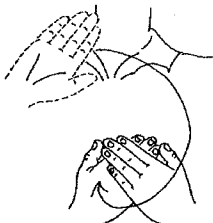
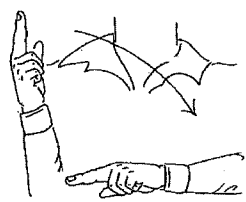
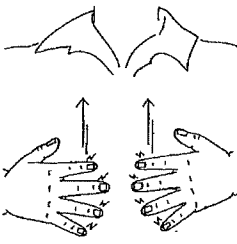


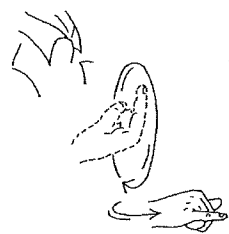
Signs for Psalm 23 The Lord Is My Shepherd

The illustrations are taken from The Joy of Signing by Lottie L. Riekoever, used with permission.

<p>Psalm</p>  <p>Pointing the fingers of the right "P" hand to the left palm waving the right hand back and forth like directing music sideways.</p>	<p>23</p>  <p>Extend the index and thumb; lift the middle finger to make a "Three".</p>	<p>The Lord</p>  <p>Place right "L" at the left shoulder and then on the right waist.</p>	
<p>is my</p>  <p>Open palm on chest.</p>	<p>Shepherd,</p>  <p>Sheep-Hold out the left arm; use the right index and middle fingers as scissors and imitate motion of shearing on the back of the left arm.</p>	<p>I shall not</p>  <p>Cross the open hands in front of you, palms down, and draw them apart.</p>	<p>be in want.</p>  <p>Place both curved "FIVE" hands in front of you. Palms up and draw them toward you several times.</p>
<p>He makes me lie down</p>  <p>Place the back of the right "V" in the left palm and slide it back.</p>	<p>in green pastures.</p>  <p>Sign "GREEN" and "GROW".</p>	<p>He leads me</p>  <p>Grasp the tip of the left open hand with the right fingertips and thumb and pull forward.</p>	<p>beside quiet waters.</p>  <p>Sign "WATER" then place the left hand behind the right, palms down, and wiggle the fingers as the hands are moved toward the right.</p>

<p>He restores my soul.</p>  <p>Place the palm of one bent hand on the back of the other bent hand; alternate hands and repeat several times.</p>	<p>He guides</p>  <p>Grasp the tip of the left open hand with the right fingertips and thumb and pull forward.</p>	<p>me</p>  <p>Point the right finger at yourself.</p>	<p>in paths</p>  <p>Place both "P" hands in front of you, fingers pointing forward and palms facing each other; move both hands forward with a slight zigzag motion.</p>
<p>of righteousness</p>  <p>"R" + CLEAN—Make a right hand "R" and pass the right palm across the left palm.</p>	<p>for His</p>  <p>GOD—Point the "G" forward in front of you, draw it up and back down, opening the palm, which is facing left.</p>	<p>names' sake.</p>  <p>Place the middle finger of the right "H" across the index finger of the left "H."</p>	<p>Even though I walk</p>  <p>Open hands, palms down, are moved in a forward-downward motion alternately.</p>
<p>through the valley</p>  <p>Place both open hands high on each side, palms down; bring them down and together with index sides touching.</p>	<p>of the shadow</p>  <p>Draw the index finger over the right forehead from left to right, then make a counterclockwise circle with the right-open hand, palm down, over the down-turned left hand.</p>	<p>of death,</p>  <p>Place the right hand palm up and the left hand palm down in front of the right; turn both hands over.</p>	<p>I will fear</p>  <p>Both "FIVE" hands are held up at the left side, palms facing out, right hand behind left. Draw both hands toward self with a slight shaking motion from the wrist.</p>

<p>no</p>  <p>Make an abbreviated "N" and "O" by bringing the individual middle finger and thumb together in one motion.</p>	<p>evil.</p>  <p>Using the index position on both hands, fingers pointing toward each other, make simultaneous circles, right hand-clockwise and the left hand-counterclockwise.</p>	<p>For you</p>  <p>GOD—Point the "G" forward in front of you, draw it up and back down, opening the palm, which is facing left.</p>	<p>are with me.</p>  <p>Place the "A" hands together, palm to palm.</p>
<p>Your rod and your staff</p> <p>Suggest you say "rod" and move one fist sideways to the right. Then say "staff" and move the other fist sideways to the left in a line with the other as if together they are holding a straight rod.</p>	<p>they comfort me.</p>  <p>Using curved hands, stroke forward first on the back of the left and then on the back of the right hand.</p>	<p>You prepare</p>  <p>The open hands, facing each other and pointing forward, are moved toward the right in several short sweeping motions.</p>	<p>a table before me</p>  <p>Place the right forearm on the left forearm in front of you.</p>
<p>in the presence of my enemies.</p>  <p>Opposite-Both fingers, pointing toward each other, are pulled apart.</p>  <p>Persons-With both hands in the "P" position bring the hands down in front of the body, a short distance apart.</p> 	<p>You anoint</p>  <p>Using the right "Y" hand, with the palm facing forward, make a pouring motion over the head.</p>	<p>my head</p>  <p>Place fingertips of the bent hand at the side of the head near the temple and then slightly lower.</p>	

<p>with oil.</p>  <p>Hold up the left hand, fingers pointing right; grasp the lower edge of the hand with the right index finger and thumb and draw down several times.</p>	<p>My cup overflows.</p>  <p>Place the right "AND" hand against the left "C" hand; move the right hand up to the index-finger edge and then over the side, fingers wiggling.</p>	<p>Surely goodness</p>  <p>Touch the lips with the fingers of the right hand and then move the right hand forward placing it palm up in the palm of the left hand.</p>	<p>and love</p>  <p>The "S" hands are crossed at the wrists and pressed to the heart.</p>
<p>will follow</p>  <p>Move the right "A" behind the left "A" and move them both forward.</p>	<p>me</p>  <p>Point the right finger at yourself.</p>	<p>all</p>  <p>The left open hand faces the body. Make a circle with the right hand going out and around the left hand, ending with the back of the right hand in the palm of the left.</p>	<p>the days</p>  <p>The right arm, in the index-finger position, is moved in a short arc from right to left while the left index touches the inside of the right elbow.</p>
<p>of my life</p>  <p>Place the "FIVE" hands, palms facing the body, near the waist and draw the hands up, wiggling the fingers slightly.</p>	<p>and I will dwell</p>  <p>Both "A" hands, with thumbs pointing up, pass up the sides of the chest beginning at the waist.</p>	<p>in the house of the Lord</p>  <p>Using both open hands, palms facing in, bring them around in a circle toward you and then pass the right open hand under the left and up.</p>	<p>forever.</p>  <p>Always-a circle in front of you. Still- Move the right "Y" hand forward, palm facing down.</p>